

PiN Power™

## Portable Air Lock

The multiuse compressor  
with faster tire inflation





Fast Inflation



Prevents  
Over-Inflation



Real Time  
Pressure Monitor



5000 mAh  
Power Bank



Emergency  
Lighting



4 Preset Modes



Super  
Light-Weight



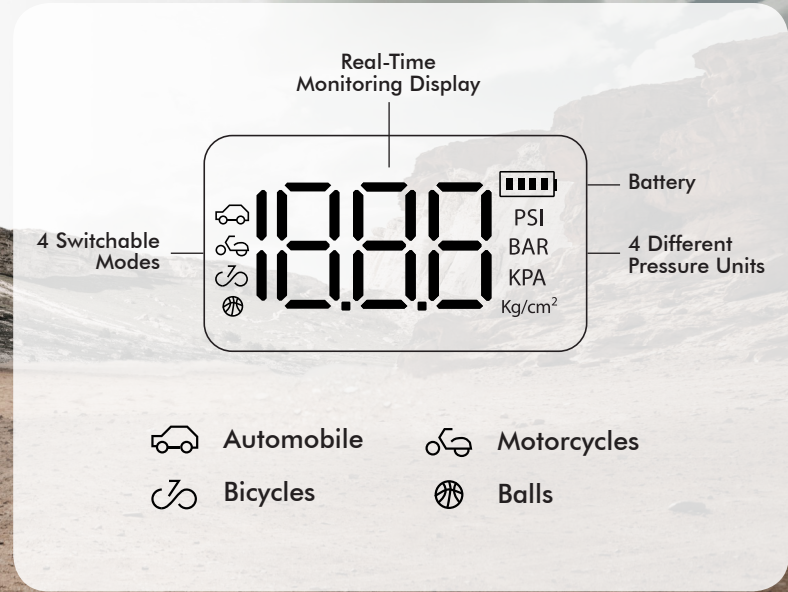
Hose Storage  
& Portable





# LCD Display

Designed for real-time pressure monitoring, featuring 4 different preset modes and 4 switchable modes



## Maximum pressure up to 150 psi.

Count on 25% faster inflation, ensuring you're ready for your ride without any delays.



**Car**

Inflation pressure:  
**1.6bar-2.5bar**  
Inflation speed:  
**3mins**



**Motorcycle**

Inflation pressure:  
**0.1bar-2.5bar**  
Inflation speed:  
**2mins**



**Bike**

Inflation pressure:  
**0.1bar-4.15bar**  
Inflation speed:  
**1min**



**Hovercraft**

Inflation pressure:  
**0.25bar**  
Inflation speed:  
**3mins**



**Ball**

Inflation pressure:  
**0.1bar-0.6bar**  
Inflation speed:  
**20s**



**Lifebuoy**

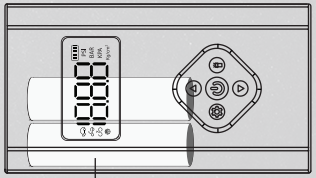
Inflation pressure:  
**0.8bar**  
Inflation speed:  
**25s**



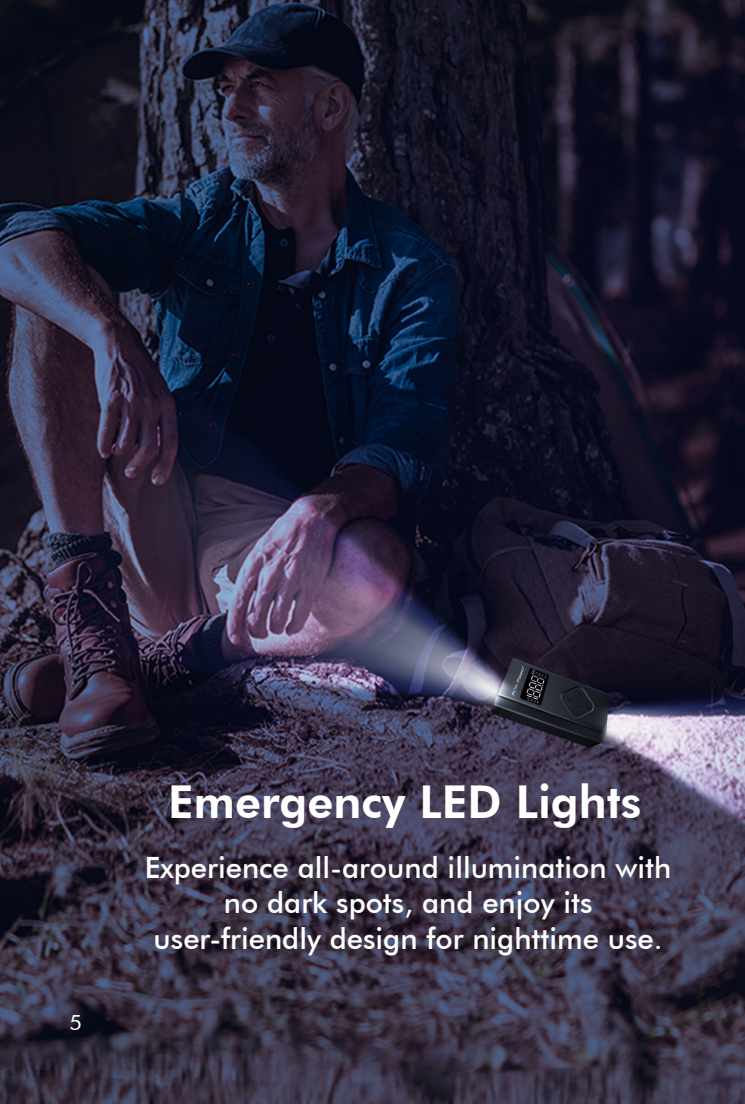


## Built-in 5000 mAh lithium battery

Simplify your travel experience with built-in backup power, and leave your extra power sources behind.



Lithium Battery



## Emergency LED Lights

Experience all-around illumination with no dark spots, and enjoy its user-friendly design for nighttime use.

## Triple Protection Levels Enhance Your Safety Experience



Prevents over-inflation with auto-stop, maintaining perfect pressure



When the battery temperature reaches  $65^{\circ}\text{C} \pm 5^{\circ}\text{C}$ , the power supply will be stopped



Safeguards against voltage spikes for worry-free operation

## Specification

| <b>Portable Air Pump</b> |                                    | <b>(Model M18)</b> |      |
|--------------------------|------------------------------------|--------------------|------|
| USB Output               | 5V2A                               | C-type Input       | 5V2A |
| Dimension                | 132*72*46mm                        | Charging Time      | 1-2H |
| Barometric Units         | Psi, Bar, Kg/cm <sup>2</sup> , Kpa |                    |      |

| <b>Inflatable Pressure Form</b> |   |            |
|---------------------------------|---|------------|
| Bicycle                         | 12 、 14 、 16 inch bicycle tire  | 30-50psi   |
|                                 | 20 、 22 、 24 inch bicycle tire  | 40-50psi   |
|                                 | 26 、 27.5 、 29 inch mountain bike tire  | 45-65psi   |
|                                 | 700c Road bike Clincher tire  | 100-130psi |
|                                 | 700c Road bike tubular tire   | 120-145psi |
| Motorcycle                      | Motorcycle, Electric Motorcycle tire  | 1.8-2.8bar |
| Car                             | Car tire  | 2.2-2.5bar |
| Ball                            | Basketball  | 7-9psi     |
|                                 | Football  | 8-16psi    |
|                                 | Volleyball  | 4-5psi     |
| In The Box                      | American football   | 12-14psi   |
|                                 | 1 x Portable Air Pump, 1 x Inflator Tube, 4 x Valve Adapter, 1 x Type C Cable |            |

## **PION POWER**

**ONTARIO, CANADA**

Address: 3761 Victoria Park Ave #9, Scarborough, ON M1W 3S2

Phone: +1 (416) 756-9210

Email: [support@pionpowertech.com](mailto:support@pionpowertech.com)

<http://www.pionpowertech.com>